

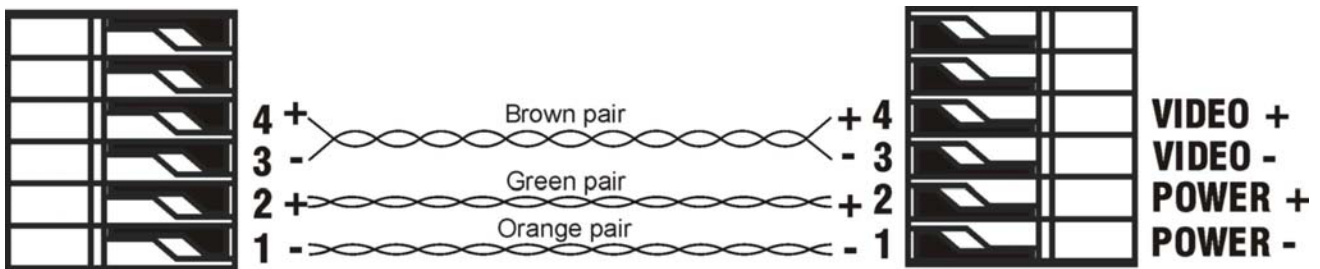
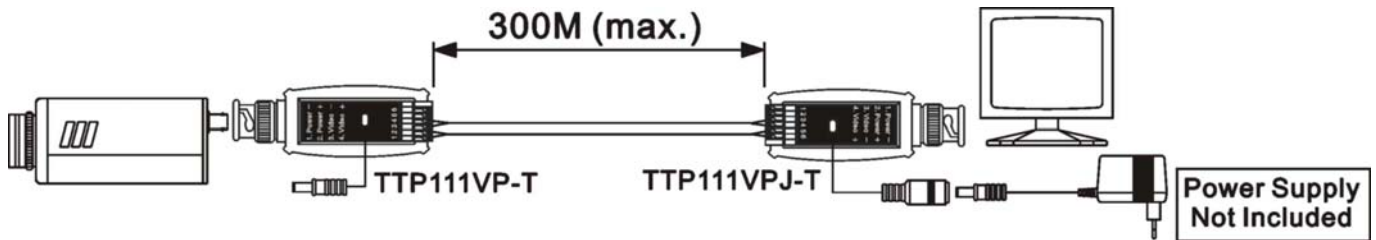
DIY KITS : NETWORK CABLE TRANSMISSION

ITEM NO.: TTP111VPK-T (TTP111VP-T + TTP111VPJ-T DIY KIT)

Features:

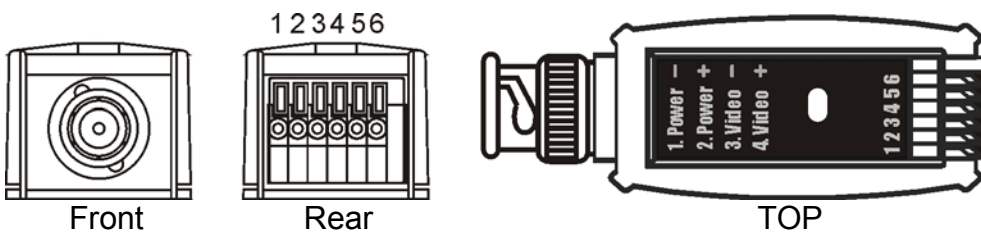
- Send Video & power over one CAT-5E UTP cable, Add you own power supply.
- 6 pin terminal connector for easy connections.
- Send color video signals up to 300 meters.
- Power cable could be one, two, or three pairs option based on camera power consumption and transmission range.
- Refer the page 2. "Voltage Drop According to Cable Length" for power transmission range.

Installation View:



Note: The Blue pair can be split and used to supplement the conductors on terminals 1 & 2 to extend the power transmission distance.

Panel View:



Specification:

ITEM NO.	TTP111VP-T	TTP111VPJ-T
VIDEO INPUT	BNC x 1 (75 Ω , 1 Vp-p)	
INTERFACE	Push Pin terminal x 1	
POWER	Pass Through	
TEMPERATURE	Operation: 0 to 55°C, Storage: -20 TO 85°C, Humidity: up to 95%	
RECOMMEND CABLE	CAT.5 UTP (24 AWG)	
DIMENSIONS mm	69 x 25 x 20.7 + 140mm power cord	
WEIGHT g	36	37



Rev.B

Voltage Drop According to Cable Length (24AWG):

Power Range	Power Supply Voltage 12 Volts DC								
	50M			100M			300M		
Camera Power Consumption	1 PAIR	2 PAIR	3 PAIR	1 PAIR	2 PAIR	3 PAIR	1 PAIR	2 PAIR	3 PAIR
50mA	11.4	11.7	11.8	10.8	11.3	11.6	9.6	10.6	11
100mA	11	11.5	11.5	9.7	10.8	11.2		9.2	10.1
150mA	10.5	11.2	11.3	9	10.4	10.9			9.3
200mA		11	11.2		9.9	10.6			
250mA		10.7	11		9.4	10.2			
300mA		10.5	10.8			9.9			
350mA		10.3	10.6			9.7			
400mA		10	10.4			9.4			
450mA		9.6	10.2						
500mA		9.2	9.8						

Power Range	Power Supply Voltage 15 Volts DC											
	50M			100M			300M			600M		
Camera Power Consumption	1 PAIR	2 PAIR	3 PAIR	1 PAIR	2 PAIR	3 PAIR	1 PAIR	2 PAIR	3 PAIR	1 PAIR	2 PAIR	3 PAIR
50mA	14.4	14.7	14.8	13.8	14.3	14.6	11.9	13.6	14	X	12	12.9
100mA	14	14.5	14.5	12.7	13.8	14.2	X	12.2	13.1	X	X	11.1
150mA	13.5	14.2	14.3	12	13.4	13.9	X	11.1	12.3	X	X	X
200mA	12.6	14	14.2	11.3	12.9	13.6	X	X	11.5	X	X	X
250mA	12.1	13.7	14	10.3	12.4	13.2	X	X	X	X	X	X
300mA	11.8	13.5	13.8	X	12	12.9	X	X	X	X	X	X
350mA	11.3	13.3	13.7	X	11.7	12.7	X	X	X	X	X	X
400mA	10.8	13	13.5	X	11.2	12.4	X	X	X	X	X	X
450mA	X	12.7	13.3	X	10.7	12.1	X	X	X	X	X	X
500mA	X	12.4	13.1	X	X	11.6	X	X	X	X	X	X

Power Range	Power Supply Voltage 24 Volts DC											
	50M			100M			300M			600M		
Camera Power Consumption	1 PAIR	2 PAIR	3 PAIR	1 PAIR	2 PAIR	3 PAIR	1 PAIR	2 PAIR	3 PAIR	1 PAIR	2 PAIR	3 PAIR
50mA	23.8	23.8	23.8	23	23.5	23.6	21	22.4	23	18.1	21.2	22.1
100mA	23.6	23.4	23.5	22.4	23.1	23.3	18.7	21.1	22.2	12.9	18.7	20.4
150mA	22.6	23.2	23.3	21.3	22.6	22.9	16.2	20	21.3	X	16.1	18.9
200mA	22.1	22.9	23.1	20.3	22	22.5	13.7	18.1	20.5	X	13.5	17.1
250mA	21.6	22.6	22.9	19.4	21.6	22.2	10.9	17.4	19.6	X	11.1	15.4
300mA	21.1	22.4	22.7	18.4	21.2	21.9	X	16.1	18.8	X	X	13.8
350mA	20.6	22.1	22.5	17.5	20.6	21.6	X	15	18.1	X	X	12.2
400mA	20.2	21.8	22.3	16.5	20.1	21.2	X	13.9	17.3	X	X	10.7
450mA	19.7	21.6	22.1	15.5	19.6	20.9	X	12.7	16.6	X	X	X
500mA	19.1	21.3	21.9	14.5	19.1	20.5	X	11.3	15.4	X	X	X

AC24V Power Distance Chart over UTP cable:

CAT5 Cable (24AWG)	Actual Voltage camera at 21V	
Power	2 Pairs/AC24V	3 Pairs/AC24V
100 mA	300 Meters	300 Meters
300 mA	100 Meters	225 Meters
1 Amp	30 Meters	45 Meters